

NONPROFIT SUB-SECTOR PROFILE

Animal Protection and Welfare

as of 12-31-18

501(c)3 organizations

Total 2017 Revenue

Total 2017 Contributions

35

\$4.9M

\$2.9M

IRS Filing Requirements

Required to File	10
Not Required to File	25
Total	35

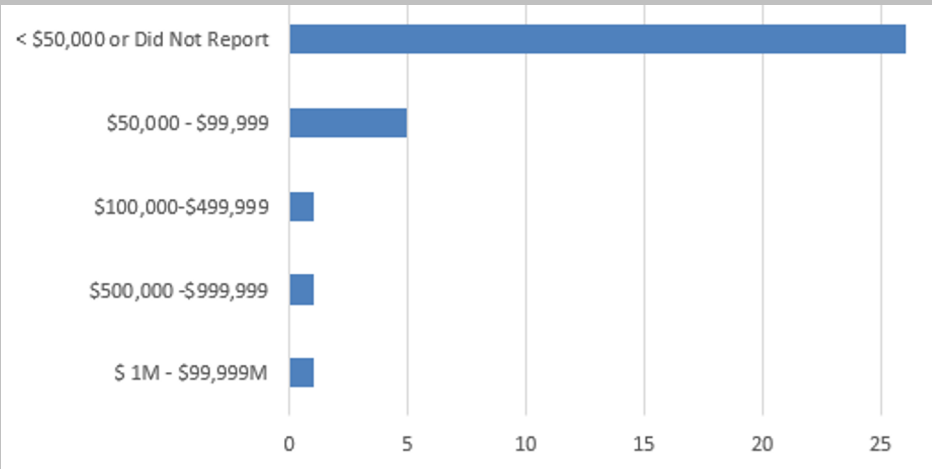
Donor Dependence

Contribution Ratio
0.69
1.00
0.94
0.88
0.85
0.83
0.72
0.71
0.26
0.16

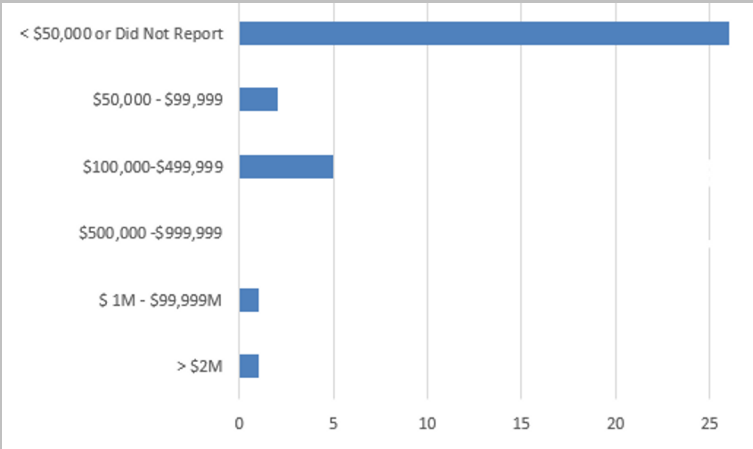
*Contributions + Grants

Total Expenses

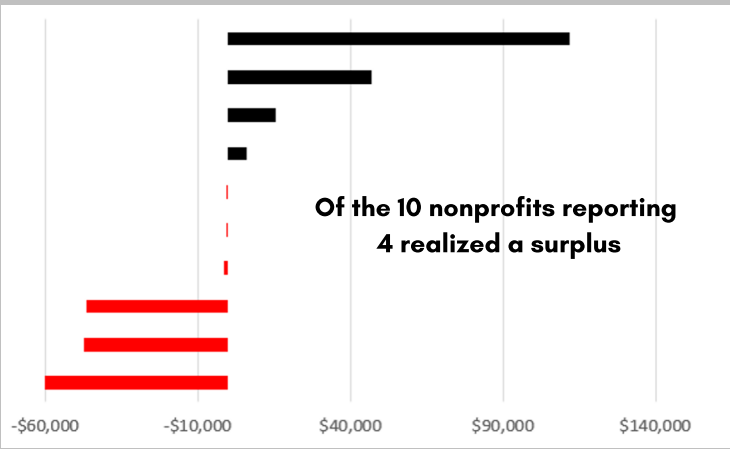
Contributions



Revenue



Revenue less Expenses

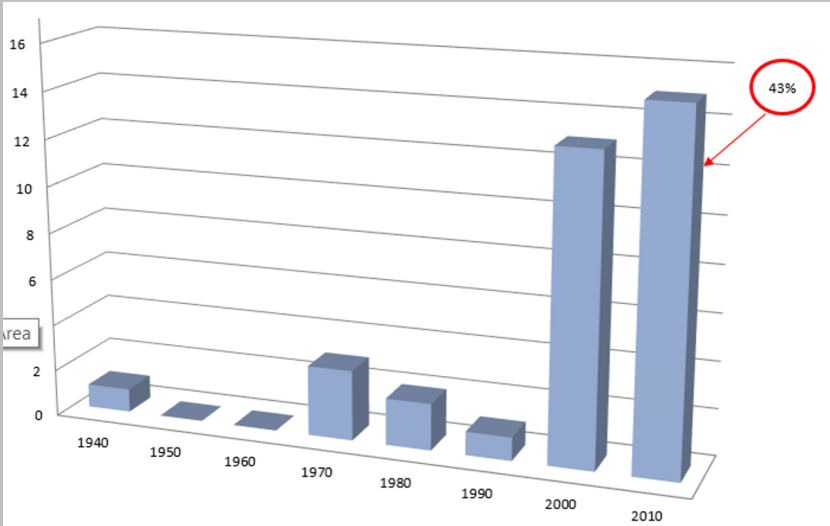


Expenses

Total Expenses						
\$4.7 M						
Fee/ Expense	Executive Compensation	Insurance	Investment Management	Accounting	Legal	Advertising
Number of organizations reporting	9	8	8	9	9	8
Number of organizations with reported expense >\$0	4	8	2	7	3	7
Total	\$214,626	\$47,109	\$53,167	\$34,389	\$4,623	\$94,376

501(c)3 Ruling Date

1920s to 12-31-18



01-01-00 to 12-31-18

